



भारत सरकार / GOVERNMENT OF INDIA
पोत परिवहन मंत्रालय / MINISTRY OF SHIPPING

नौवहन महानिदेशालय, मुंबई
DIRECTORATE GENERAL OF SHIPPING, MUMBAI

F. No. 7-NT(72)/2014

Date: 22.04.2020

DGS Order No. 12 of 2020

Subject: Standard Operating Procedures / Protocols (SOP) for controlled crew change - reg.

1. The corona virus (COVID-19) pandemic has created a global crisis which has impacted all aspects of life and badly affected the work environment. In the maritime sector, it has severely impacted the ship to shore interactions, including crew changes.
2. The Ministry of Home Affairs' vide their Order No.40-3/2020-DM-I(A) dated 21.04.2020 have included Sub-Clause (iii) under Clause 17 on Movement of persons to allow sign-on and sign-off of Indian seafarers at Indian ports and their movement for the aforesaid purpose as per the attached Standard Operating Protocol (SOP). The attached SOP has also noted that DG (Shipping) will prescribe the detailed protocol with regard to sign-on and sign-off to be followed. (Copy attached).
3. The Directorate has earlier issued DGS Order No. 04 of 2020 dated 20.03.2020, DGS order No. 05 of 2020 dated 23.03.2020 and clarification on DGS Order No. 04 of 2020 & DGS Order No. 05 of 2020 dated 24.03.2020 about sign on / sign off of Indian seafarers in which seafarers were advised to exercise utmost caution in respect of sign off in foreign ports due to the international and domestic travel restrictions imposed by various international and national authorities.
4. As indicated in the Ministry of Home Affairs (MHA), Govt. of India, vide Order No. 40-3/2020-DM-I (A) dated 21.04.2020 and to facilitate and regulate crew change for seafarers so that the safe environment on the ship is not compromised or no contamination is brought from ship to shore, the Directorate hereby prescribes the following Standard Operating Procedures / Protocols(SOP) for controlled crew change for compliance by all stakeholders;

5. Standard Operating Procedures / Protocols(SOP) for controlled crew change for seafarer sign-on and sign-off at Indian Port -

1. For Sign-on

1. Ship owner / Recruitment and Placement Service (RPS) agency to identify Seafarer for joining a vessel.

Amilatah J...
22/4/2020

बीटा बिल्डिंग, 9वीं मंजिल, आई थिंक टेक्नो कैम्पस, कांजूर गाँव रोड, कांजूरमार्ग (पूर्व) मुंबई-400042

9th Floor, BETA Building, I-Think Techno Campus, Kanjur Village Road, Kanjurmarg (E), Mumbai-400042

फ़ोन/Tel No.: +91-22-2575 2040/1/2/3 फ़ैक्स/Fax.: +91-22-2575 2029/35 ई-मेल/Email: dgship-dgs@nic.in वेबसाइट/Website: www.dgshipping.gov.in

2. Seafarer to fill up the travel and contact history for last 28 days as per Form Iⁱ(attached) and submit it to the ship owner / RPS agency by email.
3. Ship owner / RPS agency to submit the duly filled in seafarer's travel and contact history Form to a DG (Shipping) approved medical examiner, for assessment and certification of the seafarer's fitness to join ship.
4. Based on the seafarer's travel and contact history for last 28 days submitted by the ship owner / RPS agency, the medical examiner may call the seafarer for standard medical examination prescribed by DGS for certifying medical fitness of the seafarer.
5. Upon medical examiner's confirmation for processing the sign-on, the following further processes are to be completed by the Ship owner / RPS agency:
 - a. Seafarer's travel route is to be identified;
 - b. Details of the Seafarer, vehicle, and driverⁱⁱ for the proposed travel to be uploaded on DGS website "e-pass for seafarers link" for generation of e-pass, if needed.
6. The downloaded e-pass to be submitted to the local authority in the area where the seafarer resides for clearance for sign-on and for issue of a transit pass from the place of residence to the place of embarkation on the shipping vessel.
7. The transit pass (to and fro) for such movement by road, for the seafarer and one driver, will be issued by the Government of the State / Union Territory where the seafarer resides.
8. **The transit pass (to and fro) will be issued for a fixed route and with specified validity and will have to be adhered to strictly. Such transit pass would be honored / allowed by the authorities of the State / Union Territory along the transit route.**
9. Ship owner / RPS agency to ensure completion of the following processes prior to sign-on:
 - a. Uploading on DGS website the requisite details of the Seafarer as per Form I / IIIA;
 - b. Vehicle to be properly sanitized and sanitizers, PPE (masks, hand gloves) kept in place for driver and seafarer;
 - c. Seafarer and driver to maintain the social distancing requirements as per MoHFW guidelinesⁱⁱⁱ;
 - d. At the city of port of embarkation, the Seafarer shall undergo the COVID-19 test to confirm "negative" test result for COVID-19.
 - e. The seafarer would be ready for sign-on if the Covid-19 test is negative. Otherwise action would be taken as per guidelines of MoHFW;
 - f. Online sign-on (e-migrate) to be done for the seafarer;
10. Till the time test results are awaited, the seafarer will be dropped at a safe location^{iv}, by the car.
11. With the completion of the above formalities and negative CoVID-19 test report, the seafarer would be ready for signing-on and can be placed on board.
12. Driver to drop seafarer in the port, as applicable and use the pass for return journey.

Sanjiv Kumar
22/04/2020
2/5

2. For Sign-off

1. The master of a vessel, before arrival at its port of call in India, shall ascertain the state of health of each person on board the vessel and submit the Maritime Declaration of Health to the health authorities of the port and to the port authorities. In addition, the information required by the local health authorities of the port, like temperature chart, individual health declaration, etc. shall also be provided by the master as per the directives of the health authorities of the port. Port health authorities shall grant pratique to the vessel prior to berthing as per necessary health protocols.
2. Seafarer to wear necessary PPE (masks, hand gloves) on arrival.
3. Seafarer will be cleared by Immigration authority.
4. Seafarer arriving on a vessel would undergo the COVID-19 test to confirm that he/she is negative of COVID-19. After disembarking and till the time the seafarer reaches the facility for sample collection/ testing to be mutually decided by the Port & State Government, within port premises, it will be ensured by the shipowner / RPS that all safety precautions as per standard health protocol are observed.
5. Till the time test reports are received, the seafarer shall be kept under quarantine facility approved by the Port and State Health Authorities.
6. If the seafarer is tested as "positive" for COVID-19, he/ she will be dealt with as per the procedures laid down by MoHFW, Govt. of India.
7. Seafarer arriving on a vessel from any foreign port within 14 days of departure from foreign port shall be kept in quarantine for a total of 14 days from the date of departure from the last foreign port at a facility approved by the Port or State authority. On completion of 14 days, he shall undergo a COVID-19 test to confirm 'negative' test.
8. Upon a seafarer tested as "negative", the Ship owner / RPS agency to ensure completion of the following processes:
 - a. Seafarer's travel route post sign-off is to be identified;
 - b. Details of the Seafarer, vehicle, and driverⁱⁱ for the proposed travel to be uploaded on DGS website "e-pass for seafarers link" for generation of e-pass, if needed;
 - c. Requisite details of the seafarer as per Form I / IIIA are to be uploaded on DGS website.
9. Seafarer/ Shipping Company/ RPS to download the e-pass from his / her 'DGS E-governance seafarer profile', if needed.
10. The downloaded e-pass to be submitted to the Local Authority in the area where the seafarer disembarks for clearance for sign-off, for issue of a transit pass from the place of disembarkation to the place of his/ her residence.
11. The transit pass for such movement by road, for the seafarer and one driver, will be issued by local authorities of the Government of the State/Union Territory where the seafarer disembarks.
12. **The transit pass (to and fro) will be issued for a fixed route and with specified validity and will have to be adhered to strictly. Such transit pass would be honored/ allowed by the authorities of the State/ Union Territory along the transit route.**

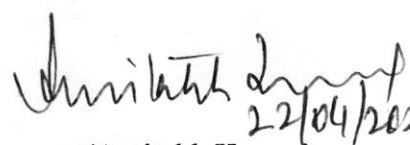
Amitha
22/04/2020

13. Ship owner / RPS agency to ensure the following for taking seafarer home:

- a. Vehicle being used for travel is properly sanitized and PPE (masks, hand gloves) and sanitizers made available for driver and seafarerⁱⁱⁱ;
- b. Driver and seafarer to maintain the social distancing requirements as per MoHFW guidelinesⁱⁱⁱ.

Notes:

1. Shipowners / RPS Agency may, at their choice, consider isolating the seafarer for 14 days prior the medical examinations for sign-on purposes in the city of embarkation port, so that there are no complications due to COVID-19 after the seafarer joins the ship. In such cases transit pass will be issued for journey to the supervised isolation centres set up by the shipping companies/RPS and again to the port of embarkation. The SoP for road journey will be followed.
2. All necessary arrangements and facilities at ports in accordance with the guidelines of MoHFW will be made by the port authorities concerned.
3. The cost of transportation of seafarers will be borne by the ship owner / RPS agency.
4. Authenticity of the E-pass is verifiable online in www.dgshipping.gov.in
5. In case of any difficulty is faced en-route for signing-on or after signing-off, the seafarer may contact any of the following:
 - a) Contact details of e-pass issuing authority as mentioned under section in "pass details" /
 - b) DG Comm. center (022-22614646) /
 - c) Subash Barguzer, Dy. DG [Crew] (barguzer-dgs@nic.in) and /
 - d) Capt. (Dr.) A. Daniel J Joseph, Dy. DG [Tech.] (danieljohn-dgs@gov.in)
6. Declaration of travel history of seafarer (Form 1) - Annexure I
7. The detailed process for generation of e-pass for seafarers by ship owner / RPS agency is detailed in - Annexure II


(Amitabh Kumar)

Director General of Shipping &
Additional Secretary to the Govt. of India

Enclosure(s): As above

-
1. ⁱSeafarers identified for joining ship should have travel history declared for last 28 days which shall be self-declared by seafarer and verified by Ship owner / RPS agency. This record should be retained by RPS agency and made available to medical practitioner. DG Shipping approved medical examiner shall utilize this information whilst certifying fitness to join ship. (*Annexure 1 Travel history of seafarer to be maintained for verifications by authorities*)

3. ⁱⁱⁱWhile applying for e-pass, Ship owner / RPS agency to give declaration that vehicle is properly sanitized & PPE (masks, sanitizers etc.) in place and driver & seafarer would maintain the social distancing requirements as per MoHFW guidelines
4. ^{iv}Safe location is a location / place / guest house / hotel etc. where no COVID-19 case is reported till now and has the required amenities for the upkeep of seafarers for the required number of days of isolation

Amitha Singh
22/4/2020

Declaration of Travel History of seafarer (past 28 days)**Annexure - I**

Name _____

Last sign off date _____

Last sign off port / country _____

Indos No. _____

Passport No. _____

S. No.	Date	Details / address of place visited (Home, Friend, Hotel, Social gathering, Hospitals etc.)	Approx. time of visit to place(s) Hrs	Name of the person(s) you met with	Contact details (phone no.) of person(s) met

I / we, do hereby declare that above particulars of information and facts stated are true, correct and complete to the best of my knowledge and belief.

Place: _____

Date: _____

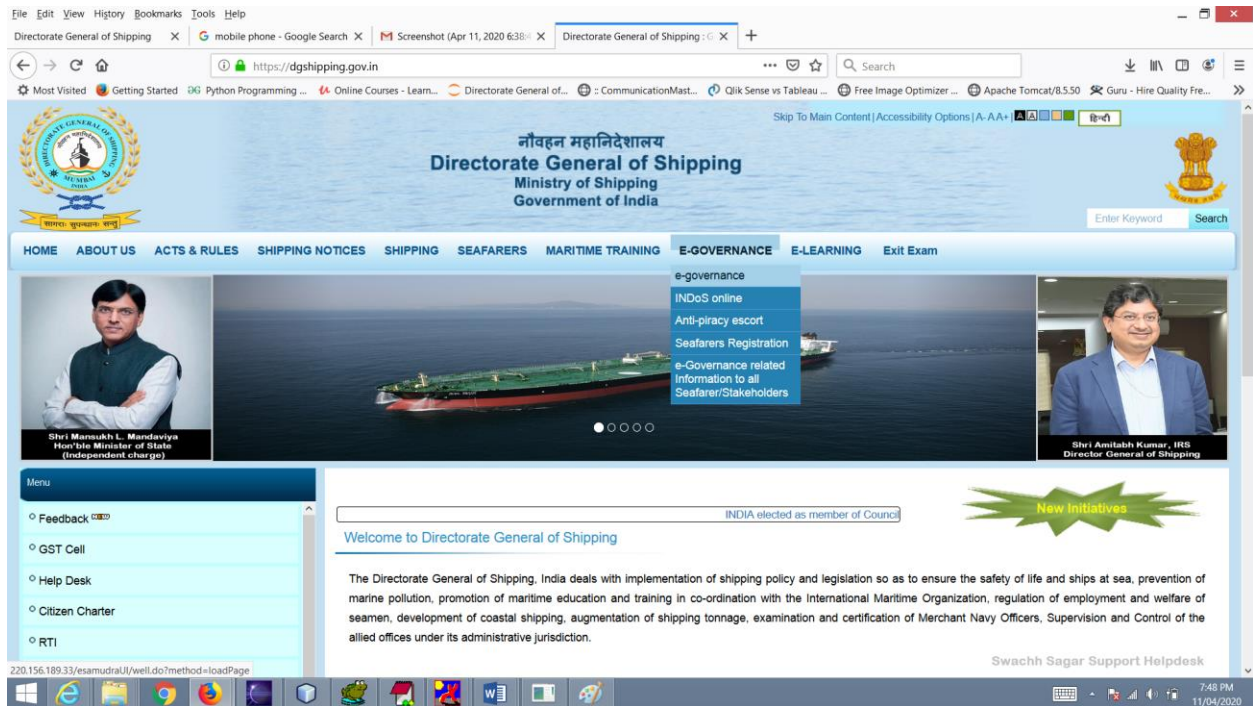
Name / Sign.

Annexure - II

Process of Generation of e-pass by Ship owner / RPS agency for seafarers:

1. Login to E-Governance system by using User Id and Password provided by DG Shipping for other modules. (www.dgshipping.gov.in →E-Governance)
2. Go to the link -> e-pass for Seafarer->e-pass ->Generate / Cancel e-pass
3. Enter INDoS No. and select sign-on / sign-off from dropdown and click “Continue” button.
4. System shall populate Seafarer details along with list of e-pass issued by the same company earlier, if any
5. For approval of the e-pass click the ‘Submit data’ and fill the required data and submit.
6. Upon submission of data, system would display “Reference No.” and same application sent to the Issuing Authority for approval.
7. The designated e-pass issuing authority may approve / reject the e-pass on the system using his / her administrators ID provided by DGS
8. On approval of the application by authority, e-pass would be generated and available in seafarers’ profile for download. System would send an auto intimation SMS to seafarer with the details of e-pass generated
9. Seafarer can view and download the e-pass at the link e-pass for Seafarer->e-Pass ->View after login
10. System would also send an auto generated email intimation to the seafarer and ship owner / RPS agency with the details of e-pass generated
11. The ship owner / RPS agency may print the e-pass which is available at their profile at the link “View Application Status”
12. e-pass can be verified in the e-pass checker link available on DG Shipping website www.dgshipping.gov.in
13. The ship owner / RPS agency may utilize the option of “Cancel e-pass” for cancellation of e-pass

Step 1: visit www.dgshipping.gov.in



Step 2: Log in using user id / password (after clicking 'e-governance' tab)

<http://220.156.189.33/esamudraUI/well.do?method=loadPage>



Step 3: Logged in

http://localhost:8888/esamudraUI/homePage.do?method=loadHomePageMenu

Directorate General of Shipping, Mumbai

Welcome **MANNING AGENT TEST**

Reset Password

Logout

Internal Reference Links

Select

Go

The Directorate General of Shipping Government of India

The Director General of Shipping is the statutory Maritime authority, appointed by Govt. of India under the Merchant Shipping act 1958 and is responsible for implementation of the provisions of the act. The Directorate General ensures implementation of various International Conventions, relating to safety requirements for prevention of pollution and other mandatory requirements of international Maritime Organization.

Ships

Ship Registration & Mortgage

Casualty & Enquiry

Licensing & Chartering

ISM Audit

Ship Survey

Coastal Shipping

Plan and Manual Approval

Seafarer

SMG-Other Activities

CDC Management & CoC as Cook

Update Seafarer Profile

Request for Personal Details Correction in Seafarer Profile

Watch Keeping Certificate

Examination

CoC,DC Endorsement/GMDSS Radio Operator

eMigration declaration for Master & Chief Engg.

Grievance Report for Female Seafarer

Grievance Redressal Mechanism

Training

Recruitment and Placement Services

Dispensation

Sailing Vessel Identity Card

e-Pass for Seafarer **NEW**

Independent Modules

Administration

Equipments & Service Station

PortNet

Meetings & Resolutions

Rules & Regulation Information System

MPSO

MTO Renewal

Liferaft Service Station /Pyrotechnics

Disposer,Manufacturer,Importer

Rules

Select

Go

Contact Us

esamudra@dgsh.gov.in

141-21-22

25752040-41424345

Fax: 251-23

25752029-35

Note : Modules indicated as "Red" colour are not accessible.

DGS e-Learning prog

http://localhost:8888/esamudraUI/loadEpassIndex.do?method=loadIndexPage&type=MENU_WEB_EPASS&userName=RPA.1

120%

6:13 PM

11/04/2020

Step 4: Click “e-pass” option

http://localhost:8888/esamudraUI/loadEpassIndex.do?method=loadIndexPage&type=MENU_WEB_EPASS&userName=RPA.1

Directorate General of Shipping, Mumbai

Welcome **MANNING AGENT TEST** (Wednesday 15/04/2020 02:54 PM)

e-Pass

Click to View Standard Operating Procedures (SOP) for Controlled Crew Change

Click to View Declaration of Travel History format

Please note the below process to Generate / Cancel e-Pass

1. Click the link e-Pass -> Generate / Cancel.
2. Enter INDOs No.,select Pass required for Sign On / Sign Off and click to Continue.
3. System shall populate list of e-Pass issued earlier if any.
4. Click the link "Cancel" if to wish to cancel the earlier issued pass for any reason.
5. Click the "Continue" button to submit data and generate e-Pass.
6. After Submission of data e-Pass no shall be generated and Print the pass by clicking the link "Print".

120%

2:27 PM

15/04/2020

Step 5: Chose option (sign-on / sign-off)

The screenshot shows a web browser window with the URL `http://localhost:8888/esamudraUI/loadEpassIndex.do?method=loadSeafarerIndex&bnType=null`. The page header includes "DG Shipping" and "Directorate General of Shipping, Mumbai". A welcome message for "MANNING AGENT TEST" is displayed. The main content area is titled "Details" and contains a search bar, a dropdown menu for "e-Pass for Sign On Ship/Sign Off Ship", and buttons for "Continue" and "Cancel". The dropdown menu is open, showing options: "Select", "Sign On Ship", and "Sign Off Ship".

Step 6: Fill up Indos No. of seafarer & click 'submit data for e-pass'

The screenshot shows the same web browser window, but the URL is now `http://localhost:8888/esamudraUI/exelLoadList.do`. The page header is the same. The main content area is titled "Personal Details from profile for INDoS No : SR_N0001". It displays a table of personal details for a seafarer named "USER". The table includes fields for Surname, Passport No., Gender, Mobile No., Given Name, CDC No., Date of Birth, and Email ID. A profile picture is shown on the right. Below the table are buttons for "Back" and "Submit data for e-Pass".

INDoS Details	
Surname / Last Name :	USER
Passport No. :	XXXXXXXXXX
Gender :	Male
Mobile No. :	XXXXXXXXXX
Given Name :	TEST B
CDC No. :	MUM 150115T
Date of Birth :	11-AUG-1981
Email ID :	abc0@gmail.com

Step 7: Fill up all required data (upload travel history doc & submit)

http://localhost:8888/esamudraUI/exeLoadList.do?method=loadPassForm Directorate General of Ship... X

File Edit View Favorites Tools Help

Details to Generate e-Pass

Searfer Details

INDUS No.* : SR_N0001 e-Pass for Sign On Ship/Sign Off Ship* : Sign On Ship

Sur Name / Last Name* : USER Given Name* : TEST B

Passport No.* : XXXXXXXX CDC No. : MUM 150115T

Gender* : Male Date of Birth* : 11-AUG-1981

Mobile No.* : XXXXXXXXXX Email Id* : abc@gmail.com

Note :
1.If Photo not visible, Searfer has to contact concerned MMU to activate re upload link and re upload the same in the profile.
2.Personal details are as per MCOs, for any modification use the link "Request for Personal Details Correction in Searfer Profile" prior to submission of online application.

Ship Details

Official No. : IMO No.* :

Name of Vessel* :

Port Details

Name of Port / Airport* : Name of Place* :

Travelling Details

From Address* : ADDRESS1 ADDRESS 2 ADDRESS 3 THANE-12123, andandad To Address* :

Vehicle Details

Vehicle No.* : Name of Driver* :

Date of Birth of Driver* : Driving License No. of Driver* :

Model No. of Driver* :

Agent Details

Name of Agent* : Mobile No. of Agent* :

Email Id of Agent* :

Upload Travel history declared for last 14 days

Scan copy of Travel history* : Browse (in pdf)

Note : Searfer identified for joining ship should have travel history declared for last 14 days which shall be self-declared by searfer and verified by Ship owner / RPS. This record should be retained by RPS and made available to medical practitioner. DG Shipping approved medical examiner shall utilize this information whilst certifying fitness to join ship. (Excel sheet of travel history annexure 1 may be maintained for verifications by authorities)

Declaration

I / we, declare the following:

☐ Vehicle which would be utilized for travel would be properly sanitized.

☐ Personal Protective Equipment's such as masks, hand gloves & sanitizers would be placed in the vehicle for use.

☐ The driver & searfer would maintain the social distancing requirements as per MoHFW guidelines.

Back Submit Reset

Windows Taskbar: 100% 5:13 PM 15/04/2020

Step 8: Once data is submitted (Note down the Ref. no.)

http://localhost:8888/esamudraUI/ePassFromExeAction.do?method=exeEPassFrom Directorate General of Ship... X

File Edit View Favorites Tools Help

DG Shipping Directorate General of Shipping, Mumbai

Welcome **MANNING AGENT TEST** (Wednesday 15/04/2020 02:04 PM)

e-Pass

Data Submitted successfully (Reference No. : 21)

Step 9: Track status of application

View submitted application, e-Pass and generate reports:

1. Go to the link -> e-Pass for Seafarer->e-Pass -> Submit Application / Cancel e-Pass

or

Go to the link -> e-Pass for Seafarer->e-Pass ->View Application Status


The screenshot shows a web browser window with the URL `http://localhost:8888/esamudraUI/loadEpassIndex.do?method=loadCompanyIndexView&btnType=null`. The page title is "DG Shipping" and the header includes "Directorate General of Shipping, Mumbai". The main content area is titled "Search Application" and contains several input fields for searching by INDIAN No., CDC No., Mobile No. of Seafarer, Application Received Between, Reference No., and e-Pass No. There are also dropdown menus for "e-Pass for Sign On Ship/Sign Off Ship" and "and". At the bottom of the search area, there are buttons for "View Details", "Cancel", and "Generate Report".

Step 10: Status of application can be tracked with ref. no.

The screenshot shows a web browser window with the URL `http://localhost:8888/esamudraUI/exeLoadList.do`. The page title is "DG Shipping" and the header includes "Directorate General of Shipping, Mumbai". The main content area is titled "View Application Details" and contains a table with the following columns: Application No., Reference No., Sign On / Sign Off Ship, INDIAN No., Name of Seafarer, e-Pass No., Pass Issue Date, Valid Date, Vessel Name, Port / Air Port, Name of Port / Air Port, Travel History, Cancelled?, and Details. The table contains one row of data. The "e-Pass No." column is circled in red.

Application No.	Reference No.	Sign On / Sign Off Ship	INDIAN No.	Name of Seafarer	e-Pass No.	Pass Issue Date	Valid Date	Vessel Name	Port / Air Port	Name of Port / Air Port	Travel History	Cancelled?	Details
1000-00-00-00-00-00-00	21	Sign On Ship	00-00000	0000 0000 0	DGSGR0014000	14 APR 2020	21 APR 2020	00000 00000	Port	00000	View	-	View

Step 11: Ship owner / RPS agency may download e-pass from system, once e-pass application status shows approved (auto email notification would be also received to registered email id)

GOVERNMENT OF INDIA MINISTRY OF SHIPPING DIRECTORATE GENERAL OF SHIPPING	
e-Pass No.:DGS/GMB/042026	
Pass Details	
e-Pass No. : DGS/GMB/042026 Valid From : 15-APR-2020	Company Name : MANNING AGENT TEST Valid To : 22-APR-2020
Issuing Authority Details	
Office : TEST Trust Authority : xxxxxxxx Name : xxxxxxxx Issue Date : 15-APR-2020	Address : xxxxxxxxxxxx, xxxxxxxxxxxx, xxxxxxxxxxxx, Email Id : xxxxxxxx@gmail.com Contact No. : xxxxxxxx
Seafarer Details	
Sur Name / Last Name : USER Given Name : TEST B Passport No. : xxxxxxxx INDoS No. : SR_N0001 Gender : Male Email Id : abcd@gmail.com	Date of Birth : 11-AUG-1981 CDC No. : xxxxxxxx Mobile No. : xxxxxxxx 
Travelling Details	
Travelling From : FLAT-101,ABCD Apartment, Thane-400025	Travelling To : Mandvi Port
Vehicle Details	
Vehicle No. : MH01GH2586 Date of Birth of Driver : 18-APR-2007 Mobile No.of Driver : 1231231231	Name of Driver : Rakesh Kumar Driving License No. of Driver : DL256478
<small>Notes: 1. Ministry of Home Affairs, vide Order No. 40-3/2020-DM-I (A) dated 15.04.2020 & addendum dated xx.04.2020 has exempted movement of staff and contractual labour of seaports / ships / vessels and prescribed procedure for sign-on / sign-off of Indian crew. 2. The holder of this e-pass is a ship's crew and would be signing-on / signing-off. Law enforcement agencies & concerned machinery of states may allow safe passage through inter-state / inter-district borders. 3. This is a computer-generated e-pass / document. No signature is required. 4. The authenticity of this e-pass can be verified online using e-pass checker on website www.dgshipping.gov.in 5. For any queries with the e-pass may be referred to the e-pass issuing authority address as stated in above "pass details".</small>	

Sample e-pass copy

Step 12: e-pass can be also downloaded by seafarer from his / her profile

For Seafarer : to view submitted details and print e-Pass:

1. Login to E-governance system by using User Id and Password provided by D. G. Shipping for other modules. (www.dgshipping.gov.in →E-Governance)
2. Go to the link -> e-Pass for Seafarer->e-Pass ->View Issued Pass
3. Seafarer can take the print out by clicking the e-Pass No. and can view the data submitted by ship owner / RPS agency

Step 12: Cancellation of e-Pass

1. After log in, go to e-Pass for Seafarer->e-Pass -> Submit Application / Cancel e-Pass
2. Enter INDoS No and select Sign On / Sign Off from dropdown and Continue.
3. System will populate the list of application submitted.
4. Click the cancel link and enter the remarks for cancel and submit.
5. Upon cancellation system shall send SMS about the same.

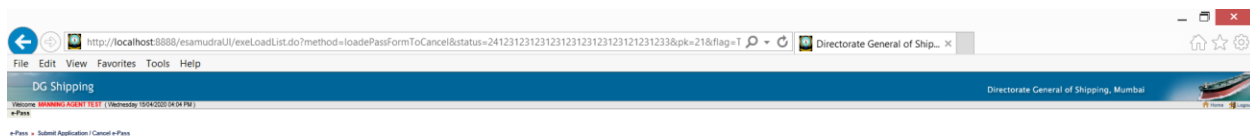


Personal Details from profile for INDoS No : SR_N0001	
Surname / Last Name : USER	Given Name : TEST B
Passport No. : XXXXXXXXXX	CDC No. : MUM 150115T
Gender : Male	Date of Birth : 11-AUG-1981
Mobile No. : XXXXXXXXXX	Email ID : abcd@gmail.com

Note : Seafarer already having valid e-Pass (NO.:DGS/GMB/042026 Issued on :15-APR-2020 Valid Till : 22-APR-2020 for Sign On Ship by MANNING AGENT TEST)

[Back](#) Already e-Pass Issued by you is valid.

e-Pass Issued for Sign On Ship										
(Enter 3 characters to search data in all the columns) Search:										
Sr.No.	Reference No.	e-Pass No.	Vessel Name	Port / Air Port	Name of Port / Air Port	Vehicle No.	Name of Driver	Mobile No. of Driver	Travel History Document	Cancelled ?
1	21	DGSGMB042026	AKASH GANGA	Port	Mumbai	MH01042556	Rakesh Kumar	1231231231	View	Cancel



Details	
e-Pass Details	Pass No. : DGS048542026 Print e-Pass
Valid From : 15-APR-2020	Valid To : 22-APR-2020
Seafarer Details	Name of Company : MANNING AGENT TEST
INDOS No. : SR_N0001	e-Pass for Sign On Ship/Sign Off Ship : Sign On Ship / Sign Off Ship
Surname / Last Name : USER	Given Name : TEST B
Passport No. : XXXXXXXXXX	CDC No. : XXXXXXXXXX
Gender : Male	Date of Birth : 11-AUG-1981
Mobile No. : XXXXXXXXXX	Email ID : abcd@gmail.com
Note : If Photo not visible, Seafarer has to contact concerned RPS to update or replace and to upload the same in the profile. If Personal details are as per MNC, for any modification use the link "Request for Personal Details Correction in Seafarer Profile" prior to submission of online application.	
Ship Details	Official No. : 1234567
Name of Vessel : AKASH GANGA	
Port Details	Name of Port : Mumbai
Name of Place : Mumbai	
Travelling Details	From Address : FLAT 101 ABCD Apartment, Thane-400025
	To Address : Mumbai Port
Vehicle Details	Vehicle No. : MH01042556
Date of Birth of Driver : 11-APR-2007	Name of Driver : Rakesh Kumar
Mobile No. of Driver : 1231231231	Driving License No. of Driver : DL250479
Updated Travel History declared for last 14 days : View	
Note : Seafarer identified for joining ship should have travel history declared for last 14 days which shall be self-declared by seafarer and verified by Ship owner / RPS. This record should be retained by RPS and made available to medical practitioners. DG Shipping approved medical examiner shall utilize this information while certifying fitness to join ship. (Local sheet of travel history assurance 1 may be maintained for verifications by authorities)	
Declaration	
<input checked="" type="checkbox"/> I/we declare the following:	
<input checked="" type="checkbox"/> Vehicle which would be utilized for travel would be properly sanitized.	
<input checked="" type="checkbox"/> Personal Protective Equipment's such as masks, hand gloves & sanitizers would be placed in the vehicle for use.	
<input checked="" type="checkbox"/> The driver & seafarer would maintain the social distancing requirements as per MoHFW guidelines.	
Cancel Details	
Reason for Cancel : <input type="text"/>	

[Back](#) [Cancel e-Pass](#) [Reset](#)